

WIZZ AIR PILOT RECRUITMENT

GUIDE FOR CANDIDATES



*The content is privately addressed to you as a candidate registered for a Pilot Recruitment Assessment with Wizz Air
It is confidential and you are not permitted to share it*

CONTENTS

1. General Event Information *(more information on slide #2-4)*
2. Event Locations *(more information on slide #5-14)*
3. Assessment overview *(more information on slide #15)*
4. How to sign in for the event *(more information on slide #16)*
5. How to cancel, reschedule or decline the event *(more information on slide #17-19)*
6. Document checklist *(more information on slide #20)*
7. Preparation guide and assessment specific information *(more information on slide #21-36)*

GENERAL EVENT INFORMATION

WIZZ AIR PILOT RECRUITMENT PROCESS

Wizz Air Group has a standard Pilot Recruitment Assessment process for all pilots targeting any Wizz Air AOC regardless of their experience.

Even though the structure is the same, the purpose of the assessment is to observe competencies and skills of candidates related to their experience, to ensure that pilots hired into Wizz Air would be able to successfully complete all required training and become a fully fledged member of the Flight Crew Team with the highest integrity level.

PURPOSE OF CANDIDATES GUIDANCE

The following guidance material is designed for candidates, so they are able to maintain high situational awareness throughout the process.

We suggest to read this guide carefully, making the assessment a pleasure to participate in. The responsibility of preparing however, remains with the candidates.

ASSESSMENT PRINCIPLES

The Assessment is an intense and challenging process. Wizz Air's Pilot Recruitment Team strives to make it pleasant, transparent and fair for all candidates.

Wizz Air Pilot Assessors are active pilots checking candidate's capabilities taking into account their background. It is therefore, highly suggested that candidates do not take any conclusions or compare themselves based on the progress of fellow candidates participating on the same event.

GENERAL EVENT INFORMATION

EVENT DATES & START TIME

Wizz Air Pilot Recruitment assessment events are planned weeks ahead to give candidates the opportunity to find an assessment slot that best fits them and start their preparation accordingly.

The event is a two-day long process, starting promptly at 08:00LT at the location of the event.

LIMITED SLOTS

Wizz Air has limited slots available for each event where all registered candidates are provided with the possibility to introduce themselves and demonstrate their abilities.

We kindly ask all candidates to **re-schedule** or **cancel** their booking in case of unforeseen changes, so that other candidates are able to book those newly available slots.

EVENT REGISTRATION

Wizz Air will only be able to conduct assessment for candidates who have a confirmed registration to the event, ensuring our team is fully prepared to welcome the candidates .

CANCELLATION POLICY

Once a candidate decides to cancel an already booked event, they will be able to rebook a new event only if slots are available for that particular event and the position applied for.

In case the slot was cancelled within a week prior to the event, the candidate will not be able to book a new event for a month.

EVENT LOCATION

LOCATION

Wizz Air Pilot Recruitment events usually taking place in different training centers to provide freedom of choice for candidates:

- **Wizz Air Simulator & Training Center**, Budapest – Hungary (*more information on slide #5-7*)
- **L3 Harris London Training Center**, Gatwick – United Kingdom (*more information on slide #8-10*)
- **Etihad Aviation Training**, Abu Dhabi – United Arab Emirates (*more information on slide #11-13*)

The location does not necessarily depending on the desired AOC of candidate.

Wizz Air occasionally decides to travelling to other locations to manage the assessment more close to the candidates should market opportunity arise.

This very material provides information on the above fixed locations. For any other location, candidates may expect receive separate communication regarding the venue.

BUDAPEST - LOCATION & NAVIGATION

LOCATION

Wizz Air Simulator & Training Center - Budapest
H-1182 Budapest, Üllői Street 807/A

ARRIVING BY CAR

Our Training Center is accesible via road by car.

Free of charge car parking available without prior request.

Kindly note: Taxi drivers are requested to stop outside of the barrier, not to block traffic of cars with the intention to park. Cars left in the parking area for several nights will be towed away at the cost of the owner.

ARRIVING BY PUBLIC TRANSPORT

The Training Center is also accessible by public transport via either of bus lines 193E/236/266.

Bus stop name: “Kupeczky Janos utca”, less than 50 meters walking distance to the main gate.

TRAVEL RESTRICTIONS

Please kindly note, it is your responsibility to keep yourself up to date and be aware of travel restrictions into/from Hungary.

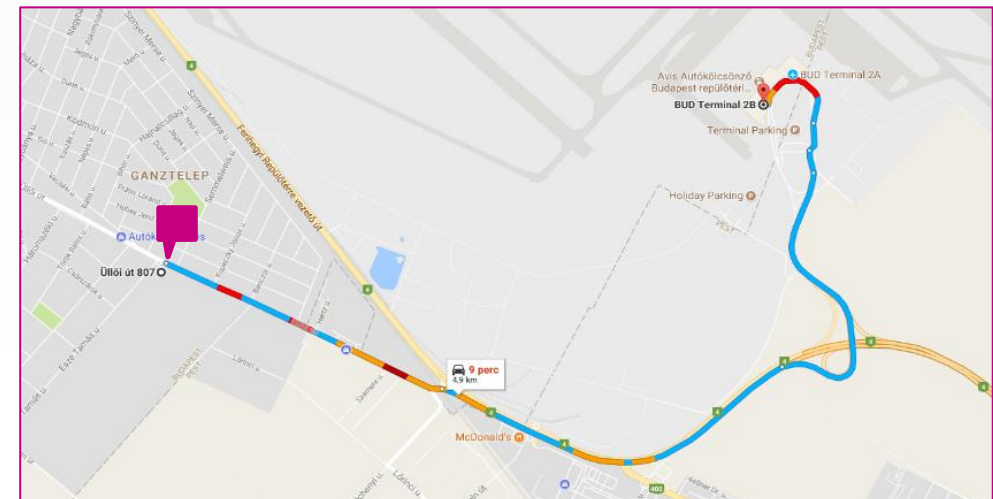
You may find official information here:

[LINK TO THE HUNGARIAN CONSULAR SERVICE WEBSITE](#)

[LINK TO BUDAPEST INTERNATIONAL AIRPORT WEBSITE](#)

NAVIGATION

The route between BUD International Airport and the building is depicted on the map below.



BUDAPEST - ACCESS & SECURITY INSTRUCTIONS

ACCESS & VISITOR BADGE

Driveway and pedestrian gate available - open during office hours. Outside of office hours use the intercom to gain access.

All candidates are required to proceed to reception in order to be given a temporary ID card, which they will receive upon presenting their passport or national ID card.

Once holding the temporary ID, candidates are also requested to wait in the main foyer (lobby) area of the building before passing the security gates when instructed to do so.

PHOTO SHOOTING & SOCIAL MEDIA POSTS

Participants are not allowed to record, post or live-feed any part of the assessment, photo or video shootings are forbidden in the building, with the exception of lobby area during breaks for personal purposes. Kindly obtain consent of others if visible.

SECURITY INSTRUCTIONS

As an external guest of the building, pilot recruitment candidates are not allowed to pass through the security gates without being escorted or directly instructed to do so by any of the pilot recruitment team representatives.

Candidates are strictly not allowed to enter any offices, the simulators or the emergency training area or proceed to the upper levels of the building unless otherwise instructed and being escorted.

BUDAPEST - SUPPLEMENTARY INFORMATION

LOBBY & DINING AREA

The Wizz Air Simulator and Training Center has a main foyer (lobby) area for candidates to relax in at any time in-between activities.

Several vending machines are available in the building, providing fresh water, coffee, snacks and sandwiches. They are equipped with Paypass (contactless) card paying options.

The dining area is equipped with a refrigerator, microwave-oven, chairs and tables which candidates are more than welcome to use.

Note: As a basic courtesy towards others, may we kindly ask all candidates to leave all equipment clean, exactly the way it was found in.

WIFI NETWORK

The building has a free of charge Wi-Fi connection.

GATWICK - LOCATION & NAVIGATION

LOCATION

L3 Harris Airline Academy - Crawley, Gatwick
London Training Centre (LTC, 2-3 Gatwick Rd, Crawley RH10 9PG)

ARRIVING BY CAR

L3 Harris Training Center is accesible via road by car.

Free of charge car parking available without prior request.

Kindly note: Parking spots are reserved for participants behind the building. Candidates are requested drive directly to barrier left of the building and use intercom to gain access.

ARRIVING BY PUBLIC TRANSPORT

The Training Center is also accessible by public transport via either of bus lines 10 or 20 fastway, 22, 200 or 422.

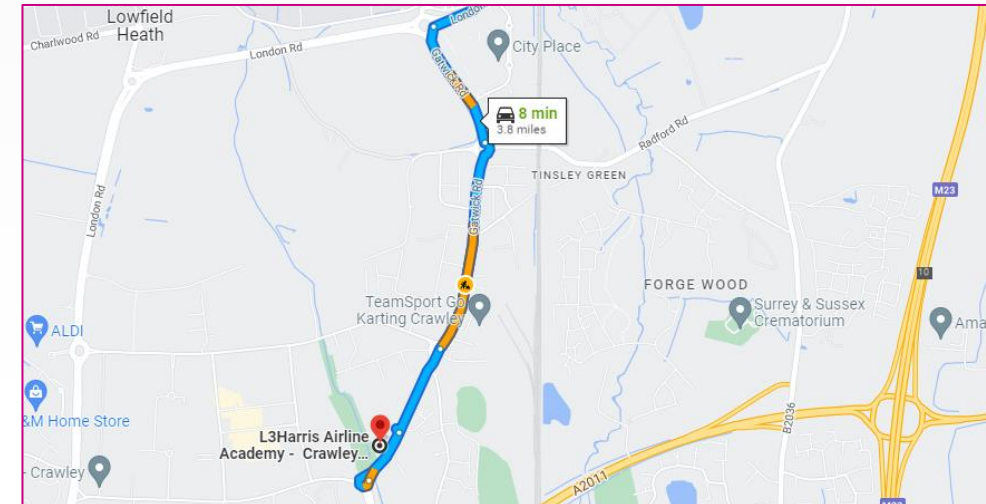
Bus stop name: "Fleming Way East", less than 500 meters walking distance to the main gate.

TRAVEL RESTRICTIONS

Please kindly note, it is your responsibility to keep yourself up to date and be aware of travel restrictions into/from The UK.

NAVIGATION

The route between LGW International Airport and the building is depicted on the map below.



GATWICK - ACCESS & SECURITY INSTRUCTIONS

ACCESS & VISITOR BADGE

Main entrance is 24/7 open.

All candidates are required to proceed to reception in order to be given a temporary ID card, which they will receive upon signing up on the list of participants/trainees.

Once holding the temporary ID, candidates are also requested to wait in the main foyer (lobby) area on the first floor before starting the event.

PHOTO SHOOTING & SOCIAL MEDIA POSTS

Participants are not allowed to record, post or live-feed any part of the assessment, photo or video shootings are forbidden in the building, with the exception of lobby area during breaks for personal purposes. Kindly obtain consent of others if visible.

SECURITY INSTRUCTIONS

As an external guest of the building, pilot recruitment candidates are not allowed to enter restricted areas without being escorted or directly instructed to do so by any of the pilot recruitment team representatives.

Candidates are strictly not allowed to enter any offices, the simulators or proceed to the upper levels of the building unless otherwise instructed and being escorted.

GATWICK - SUPPLEMENTARY INFORMATION

LOBBY & DINING AREA

The L3 Harris London Training Center has a main foyer (lobby) area for candidates to relax in at any time in-between activities.

Several vending machines are available in the building, providing fresh water, coffee, snacks and sandwiches. They are equipped with Paypass (contactless) card paying options.

The dining area is equipped with a refrigerator, microwave-oven, chairs and tables which candidates are more than welcome to use.

Note: As a basic courtesy towards others, may we kindly ask all candidates to leave all equipment clean, exactly the way it was found in.

WIFI NETWORK

The building has a free of charge Wi-Fi connection.

CANTEEN

L3 Harris training center has its own canteen on the ground floor open during working days.

ABU DHABI - LOCATION & NAVIGATION

LOCATION

Etihad Aviation Training – Abu Dhabi

Khalifa City A - Abu Dhabi - United Arab Emirates

ARRIVING BY CAR

Etihad Aviation Training is accessible via road by car.

Free of charge car parking available without prior request around the building.

ARRIVING BY PUBLIC TRANSPORT

The Training Center is also accessible by public transport via bus line K4.

Bus stop name: “Al Mireef St/Al Bandar St”, approximately 1.500 meters walking distance to entrance.

TRAVEL RESTRICTIONS

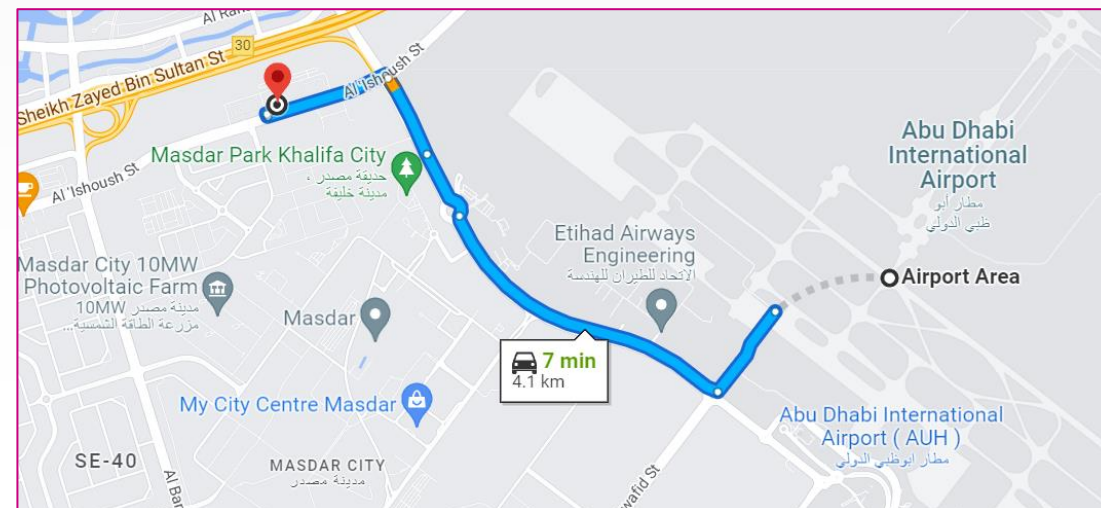
Please kindly note, it is your responsibility to keep yourself up to date and be aware of travel restrictions into/from the UAE.

Caution:

Special COVID procedures may be in force requiring additional registration prior to your session. Complete COVID19 declaration form prior to your arrival. PCR test is needed to enter Etihad Academy.

NAVIGATION

The route between AUH International Airport and the building is depicted on the map below.



ABU DHABI - ACCESS & SECURITY INSTRUCTIONS

ACCESS & VISITOR BADGE

Wizz Air must send personal details of candidate to local authorities at least 72 hours prior to event in order to obtain security clearance.

All candidates are required to proceed to reception in order to be given a temporary ID card, which they will receive upon presenting their passport.

Once holding the temporary ID, candidates are also requested to wait in the main foyer (lobby) area of the building before passing the security gates when instructed to do so.

PHOTO SHOOTING & SOCIAL MEDIA POSTS

Participants are not allowed to record, post or live-feed any part of the assessment, photo or video shootings are forbidden in the building, with the exception of lobby area during breaks for personal purposes. Kindly obtain consent of others if visible.

SECURITY INSTRUCTIONS

As an external guest of the building, pilot recruitment candidates are not allowed to pass through the security gates without being escorted or directly instructed to do so by any of the pilot recruitment team representatives.

Candidates are strictly not allowed to enter any offices, the simulators or the emergency training area or proceed to the upper levels of the building unless otherwise instructed and being escorted.

ABU DHABI - SUPPLEMENTARY INFORMATION

LOBBY & DINING AREA

Etihad Aviation Training center has a main foyer (lobby) area for candidates to relax in at any time in-between activities.

Several vending machines are available in the building, providing fresh water, coffee, snacks and sandwiches. They are equipped with Paypass (contactless) card paying options.

The dining area is equipped with a refrigerator, microwave-oven, chairs and tables which candidates are more than welcome to use.

Note: As a basic courtesy towards others, may we kindly ask all candidates to leave all equipment clean, exactly the way it was found in.

WIFI NETWORK

The building has a free of charge Wi-Fi connection.

ASSESSMENT OVERVIEW

DAYS AND STAGES

The assessment is divided into stages. The date of DAY1 is booked by the candidate, DAY2 activities always take place on the next calendar day.

DAY 1 – BOOKED BY CANDIDATE



Stage One

- Company Presentation
- Documentation Check
- Pilot Technical Test
- Group Exercise



Stage Two

- Pilot Technical Interview
- Personal HR Interview

DAY 2 – NEXT CALENDAR DAY



Stage Three

- Simulator Evaluation



Stage Four

- Psychometric Test

**EACH STAGE IS SUBJECT TO SUCCESSFUL COMPLETION OF THE PREVIOUS STAGE.
CANDIDATES SHOULD BE AVAILABLE FOR THE DURATION OF THE ASSESMENT, WHICH
CAN LAST UP TO TWO DAYS.**

HOW TO SIGN IN FOR THE EVENT

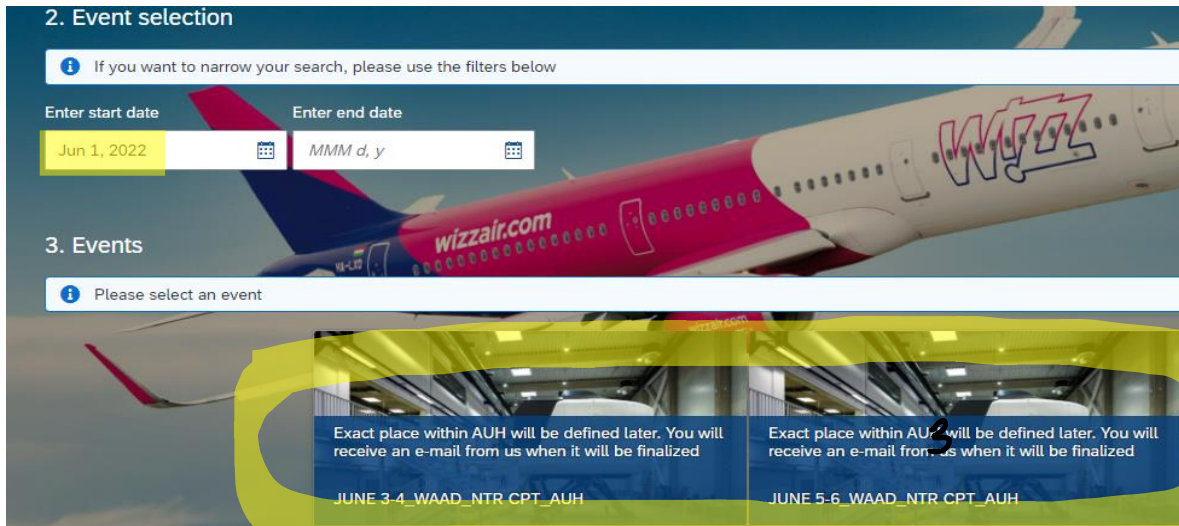
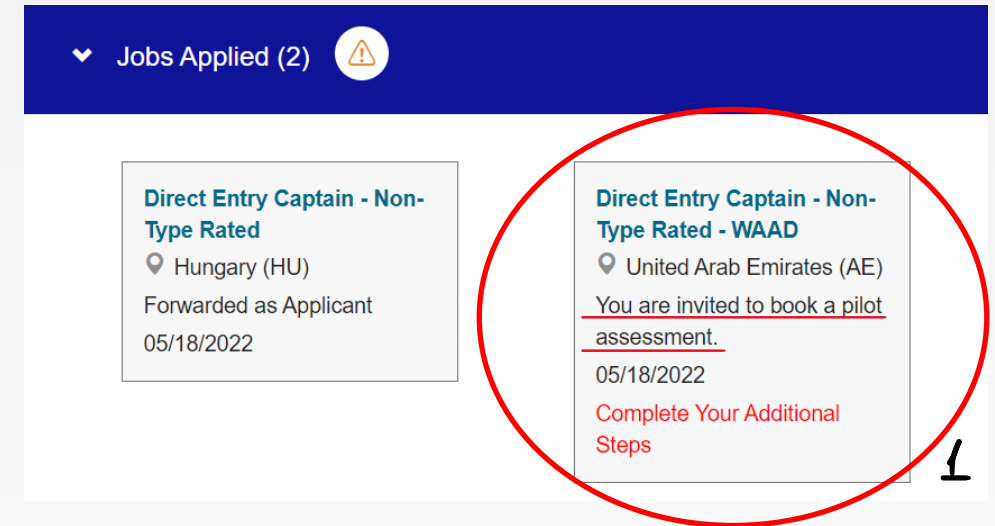
Proceed to our career site and sign in with the credentials you have used for registration.

Once logged in, go to "Jobs applied", see the one says "You are invited to book a pilot assessment" and you need to complete additional steps. Click on the box (Picture 1).

"ADDITIONAL STEPS" will then appear, click on "BOOK YOUR WIZZ PILOT ASSESSMENT" (Picture 2), then click "CONTINUE".

"Event selection" will be shown, choose the range of dates suiting your personal agenda, then events within this range will be appearing so you can choose at your discretion while clicking on the desired event (Picture 3).

Once successfully registered for an event, you will receive a confirmation via e-mail.



HOW TO CANCEL THE EVENT

Should you decide to cancel the interview in the given month:

Once you successfully booked the assessment, you get an email with the detailed information concerning the event and the "Candidate hyperlink" that you use to cancel your upcoming assessment.

Click the "Candidate hyperlink" and you will see the information about the booked event, where you can click "Cancel the event". Confirm with "Yes" your choice.

You have successfully booked a recruiting event.

EVENT DETAILS

Event: JUNE 3-4_WAAD_NTR CPT_AUH
Location: Wizz Air Abu Dhabi TBD
Start date and time: Fri Jun 03 2022 06:00:00 GMT+02
End date end time: Sat Jun 04 2022 16:00:00 GMT+02

CANCELLATION

Use this link to cancel your upcoming assessment. If you wish to re-book your assessment, first you need to cancel your current booking, then you will be able to book a new assessment.

[Candidate hyperlink](#)

Thank you!


Best Regards,

WIZZ AIR RECRUITMENT TEAM

Wizz Air | www.wizzair.com

Twitter: @wizzair

Facebook: facebook.com/wizzair

 ARE - Abu Dhabi
Wizz Air Abu Dhabi TBD

Event information

Event start:
Fri Jun 03 2022 06:00:00 GMT+02 (Central European Summer Time)

Event end:
Sat Jun 04 2022 16:00:00 GMT+02 (Central European Summer Time)

Location information

Postal code:
00000

Address:
-

Street:
TBD

[Cancel Event](#) [Back to Career Site](#)

HOW TO RESCHEDULE THE EVENT

Should you decide to reschedule the already booked assessment:

First you should cancel your current booking. Once you booked the event you get an e-mail with "Candidate hyperlink". Use this link to cancel your current event.

Next you need to repeat all „sign in for the event“ steps again and book a new one.

You have successfully booked a recruiting event.

EVENT DETAILS

Event: JUNE 3-4_WAAD_NTR CPT_AUH

Location: Wizz Air Abu Dhabi TBD

Start date and time: Fri Jun 03 2022 06:00:00 GMT+02

End date end time: Sat Jun 04 2022 16:00:00 GMT+02

CANCELLATION

Use this link to cancel your upcoming assessment. If you wish to re-book your assessment, first you need to cancel your current booking, then you will be able to book a new assessment.

[Candidate hyperlink](#)

Thank you!

Best Regards,

WIZZ AIR RECRUITMENT TEAM

Wizz Air | www.wizzair.com

Twitter: @wizzair

Facebook: facebook.com/wizzair

IMPORTANT: Please note, that if you cancel your booking one week prior to the event, you won't be able to book a new event for one month.

HOW TO DECLINE THE EVENT

In case none of the given assessment slots are suitable for you, before booking any of the events, you have the possibility to decline the invitation for the given month, by clicking on „CANCEL”.

3. Events

 Please select an event

JUNE 3-4_WAAD_NTR CPT_AUH

JUNE 5-6_WAAD_NTR CPT_AUH

JUNE 17-18_WAAD_NTR CPT

Cancel

DOCUMENT CHECKLIST

Candidates are required to bring the following documentation with them. Candidates attending without proper and original documentation will be refused to continue the assessment. We recommend completing the below checklist before departing.

Document	Requirement details	Checked
Logbook(s)	Original logbook(s) must be present. They shall cover at least the last 5 years of flying activity OR to justify the minimum criteria of applied position, whichever is more restrictive. Pilots with less than 5 years of flying experience should provide all their logbooks. In case of missing logbook(s) candidates must provide their (previous) company or CAA certificate of hours. Digital logbooks are accepted without being printed, please note, candidates shall accept handing over their device to our team.	<input checked="" type="checkbox"/>
Passport	Original, valid	<input checked="" type="checkbox"/>
Flight Crew License	Original, valid and signed. The accepted licence is subject to the AOC applied for (Wizz Air Abu Dhabi – All ICAO, Wizz Air Hungary – EASA, Wizz Air UK – Only UK CAA). Relevant IR to be valid – Last LPC in the last 12 months. <i>(e.g. A320 if applied as Type Rated candidate or B737/ME-IR if applied as Non-Type Rated)</i>	<input checked="" type="checkbox"/>
Medical Certificate	Original, valid and signed Class 1 medical.	<input checked="" type="checkbox"/>
ATPL Theory Certificate	Necessary, unless it is entered in your Pilot Licence, or you have obtained an ATPL Licence	<input checked="" type="checkbox"/>
MCC Certificate	Necessary if you have not flown with Multi-Crew-Aircraft before	<input checked="" type="checkbox"/>
A - UPRT Certificate	Necessary if you have not completed a type rating on complex multi-pilot aircraft (e.g. A320, B737, ATR42/72)	<input checked="" type="checkbox"/>

PREPARATION GUIDE



SUGGESTIONS TO DO

Wizz Air's Pilot Recruitment strives to provide guidance and encourages candidates to arrive prepared to be able to showcase their competencies.

A FEW HINTS **TO DO** FOR A PLEASANT EXPERIENCE

1

Get Prepared – Prior preparation for the event will increase the chance of success

2

Arrive On Time – It is recommended to arrive to venue at least 15 minutes prior in order to get an easy and comfortable starting pace

3

Be Yourself – Wizz Air aims to see if the candidate fits the organization and its company culture to ensure fruitful cooperation

4

Be Appropriately Dressed – Candidates shall wear appropriate clothing, assessors will be dressed in formal suit and tie

5

Be Compliant – Follow this guidance and given instructions throughout the event

RECOMMENDED NOT TO DO'S

Wizz Air Pilot Recruitment is willing to highlight the following common mistakes which candidates should avoid.

WHAT NOT TO DO, OTHERWISE THE CANDIDATE MAY BE REJECTED

1

Incomplete Documents – Wizz Air must justify flight experience and training history of candidates so it's vital to provide all required documents

2

Being Late – The activities will be ongoing for other candidates and the team will not be able to accommodate an individual schedule

3

Disturbant – We suggest not to overrule other candidates as this might degrade their performance

4

Do Not Take It Personal – One might not been selected despite being a competent pilot. **Wizz Air strives to hire the best fit for its organization.** Likewise, candidates have the chance to choose the best company for their career and we do look forward establishing good cooperation.

ASSESSMENT PROCESS – DAY 1

STAGE 1 - COMPANY PRESENTATION

The Pilot Recruitment event starts with the company presentation, which provides information about the operation of the Wizz Air Group and introduces our fair and transparent compensation in all our AOCs.

Candidates are presented with Terms & Conditions at this stage and encouraged to ask any questions to clarify any doubts.

Note:; Kindly refrain from taking pictures during the presentation. The Terms & Conditions will be shared with the successful candidates.

STAGE 1 - GROUP EXERCISE

Group exercise is a 20-30 minutes long team oriented problem-solving exercise, so assessors can observe interaction between fellow candidates and understand the character-profile of individuals while working as a team in a time limited environment.

STAGE 1 - PILOT TECHNICAL TEST

An hour long computer based, multi-choice test to check appropriate aviation related knowledge and aptitude.

The question bank randomly generates questions for candidates about the Wizz Air Group, general ATPL theory, operational procedures and Airbus related knowledge for already type-rated pilots.

The test includes problem solving exercises, basic maths to check cognitive competencies and vigilance.

ASSESSMENT PROCESS – DAY 1

STAGE 2 - INDIVIDUAL INTERVIEW

Pilots successful at the first stage will be invited to introduce themselves to our team during a combined HR and Technical Interview.

It is a 30-60 minutes long discussion, where the level and content is adjusted to the experience and applied position of the applicant.

TECHNICAL-PART OF INTERVIEW

The second part of the interview is to check aviation & technical knowledge of the applicant, such as flight preparation, procedural knowledge and own aircraft familiarity.

It is expected that candidates are able to demonstrate knowledge and facilitate decision making. The recruitment team pursues understanding, not only knowing definitions.

PERSONAL-PART OF INTERVIEW

The initial part of the interview is to learn more about the personality and background of the interviewee, to observe soft-skills and conflict resolution skills.

We encourage all candidates to be themselves, so the assessor team will be able to determine the fit into our company resulting in mutual benefit to both sides upon employment.

ASSESSMENT PROCESS – DAY 2

STAGE 3 - SIMULATOR EVALUATION

Pilots successful at the second stage are invited to demonstrate their competencies on an Airbus A320 simulator.

The simulator session is adjusted to the experience of the candidate. The assessors are to observe nine core competencies and trainability.

PREPARATION SESSION

Candidates are not required to have preparation sessions on an Airbus A320 simulator. However, experience has shown that previous preparation sessions contribute to a better performance.

Pilot Assessors will determine trainability, therefore no preferential treatment will be given to candidates who have been practicing in advance.

It is recommended for Non-rated pilots to review supplementary material starting from slide #17.

PILOTS WITH AIRBUS RATING AND EXPERIENCE

Applicants with Airbus experience shall expect a mini-LOFT scenario where Airbus specific failures will be introduced to check aircraft technical and procedural knowledge.

PILOTS WITH RATING(S) OTHER THAN AIRBUS

Pilots with other ratings than Airbus shall expect a basic IFR flight including some decision making exercises, where only non-Airbus specific failures might be introduced.

PILOTS WITHOUT OPERATIONAL EXPERIENCE

Candidates with frozen-ATPL licence and ME/IR experience need to demonstrate their flying skills through a session focusing on basic understanding of IFR flying, instrument scanning and raw data approaches.

ASSESSMENT PROCESS – DAY 2

STAGE 4 – PSYCHOMETRIC ASSESSMENT

Pilots successfully completing the third stage are invited to the Psychometric Assessment. This is a computer-run test based on EASA & Wizz Air's internal regulations.

Wizz Air utilizes a service provider software, which creates a personality profile of a candidates through four modules.

PREPARATION FOR PSYCHOMETRIC ASSESSMENT

This computer-based test is to create a personality profile. Honesty and openness when answering the questions is highly recommended.

The assessment requires a high level of concentration, therefore a sufficient break will be given after the simulator session for all candidates at their own discretion.

CRM MODULE

The Crew Resource Management module checks cooperation skills, ability to work effectively within a crew setting, helping to build and maintain a positive group climate that promotes open communication.

FAST TEST

The FAST assessment is a multi-task exercise, measuring 3 components: Physical, Cognitive and Situational Awareness.

COGNITIVE FOUNDATION

The cognitive foundation has several pillars testing numerical reasoning and spacial orientation.

Adapt Personality Questionnaire (APQ)

Personal questionnaire is creating a behaviour based personal profile.

SIMULATOR SESSION

SUPPLEMENTARY MATERIAL FOR NON-RATED CANDIDATES




SIMULATOR SUPPLEMENTARY INFORMATION

INTRO

The following chapter is designed specifically for applicants not having any Airbus Type Rating nor Airbus experience in order to highlight important items and describe some of the specific characteristics related to the Fly-By-Wire control system.

The following slides explain a typical take-off, landing and go-around profile, which candidates are expected to adhere to relating to Standard Operating Procedures.



SIMULATOR SUPPLEMENTARY INFORMATION

AIRBUS A320 FLIGHT DECK LAYOUT



ASSESSMENT PROCESS - DAY 2

RECOMMENDED PFD SCANNING TECHNIQUE

IFR flying and scanning technique is not any different than a traditional six pack of instruments on any other conventional aircraft.

Scanning Upward:
Check Bank Angle

Scanning Right:
Check Altitude, Target altitude, Vertical speed (for ILS approach): Magenta G/S diamond

Scanning Downward:
Check Green Track Diamond, Yellow heading bar (for ILS approach): Magenta Localizer Diamond, Magenta Localizer Dagger

Scanning Left:
Check Present Speed, Target Speed, Speed trend vector



SIMULATOR SUPPLEMENTARY INFORMATION

SIDESTICK HANDLING TECHNIQUE

The Airbus A320 family has a fly-by-wire system which was designed to make the aircraft safer, cost effective and pleasant to fly.

Pilots use a sidestick to fly the aircraft in pitch and roll, giving G-Load and Roll commands and computers move the flight control surfaces.

The plane is neutrally stable; it will keep its attitude even when the sidestick is released if the flight parameters are within a safe envelope.

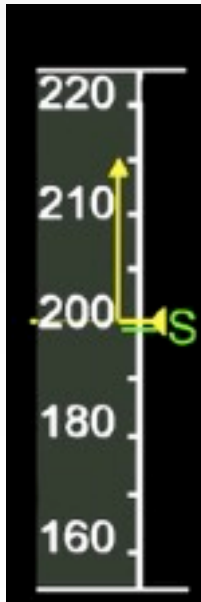
It is recommended to keep side stick inputs very gentle and smooth.



SIMULATOR SUPPLEMENTARY INFORMATION

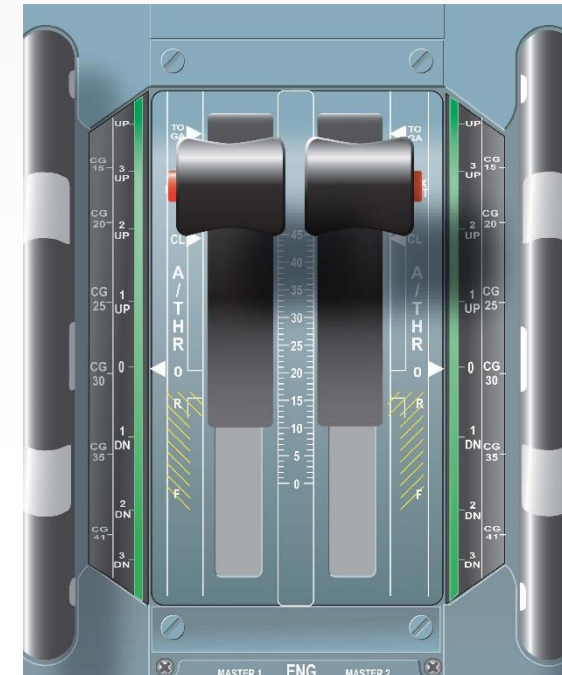
SPEED TREND VECTOR

The speed trend vector shows the speed the aircraft will reach in 10 seconds if its acceleration/deceleration remains constant.



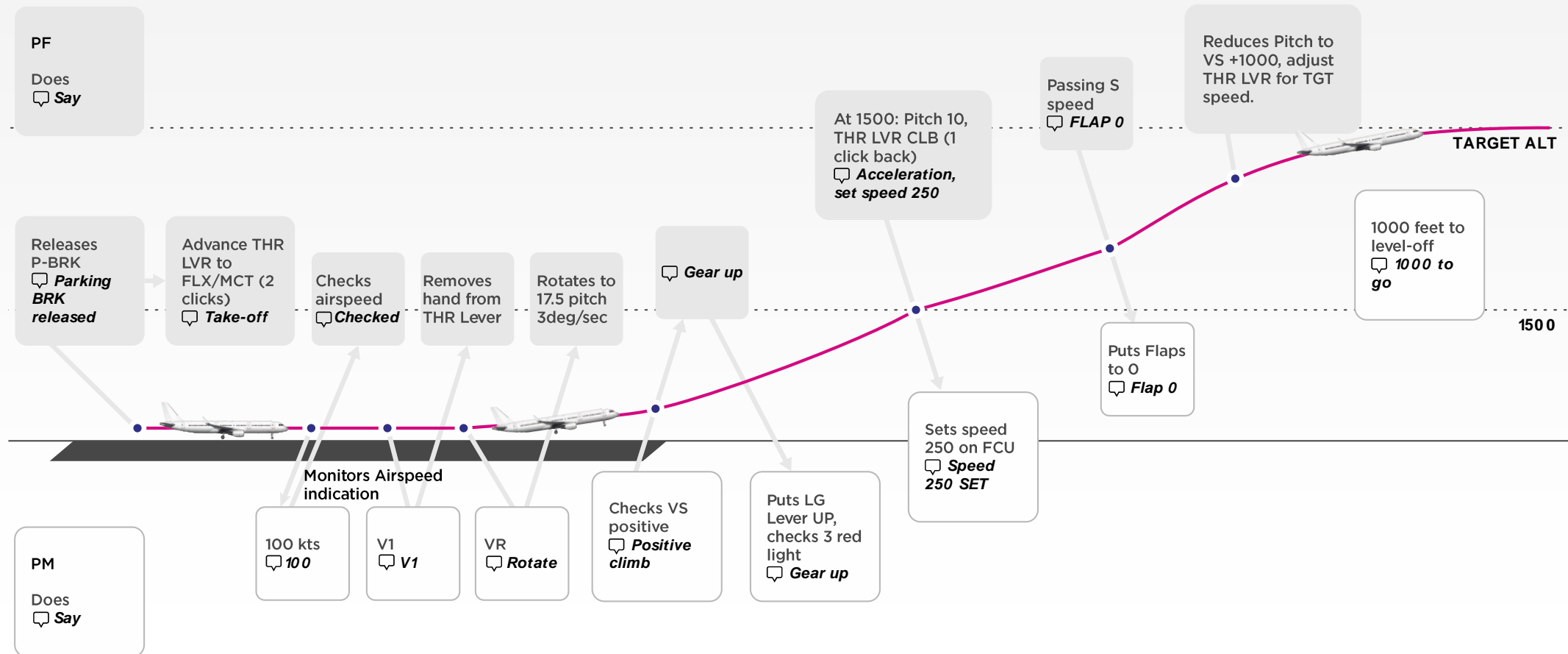
THRUST LEVER HANDLING TECHNIQUE

Candidates are required to demonstrate their abilities flying with manual thrust which is very sensitive on the A320. Only small thrust lever adjustments are required to get the desired effect.



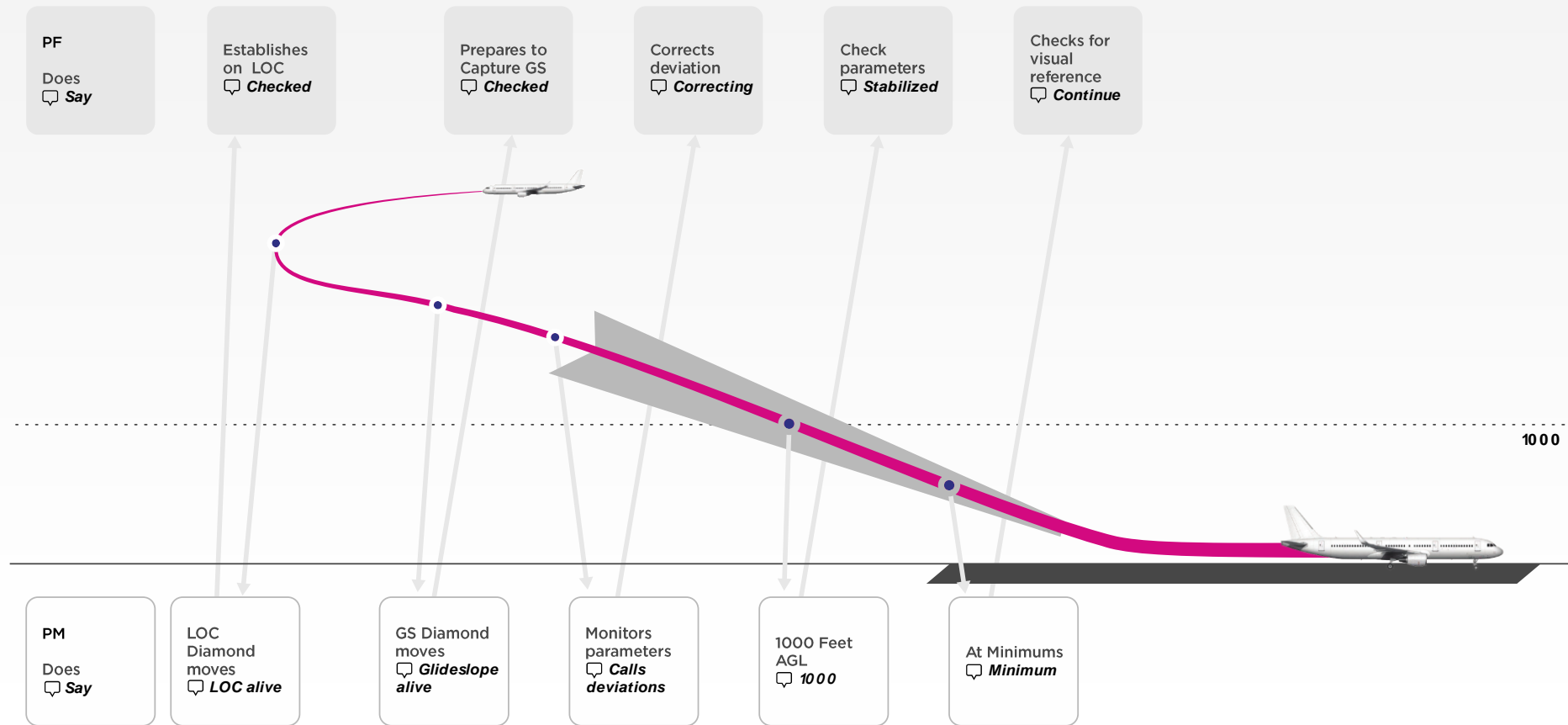
SIMULATOR SUPPLEMENTARY INFORMATION

TYPICAL TAKE-OFF PROFILE



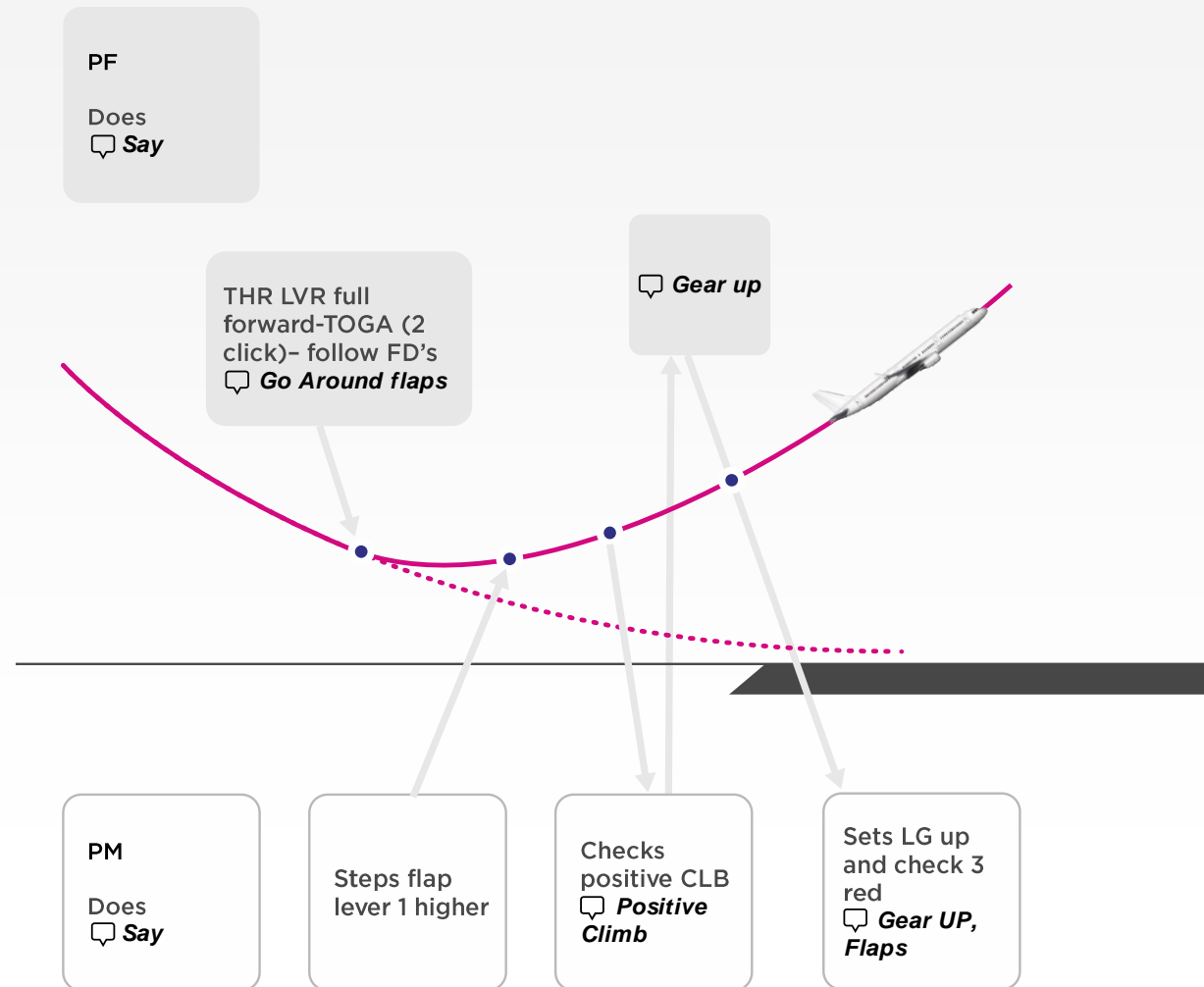
SIMULATOR SUPPLEMENTARY INFORMATION

TYPICAL LANDING PROFILE



SIMULATOR SUPPLEMENTARY INFORMATION

TYPICAL GO-AROUND PROFILE



WIZZ AIR

